





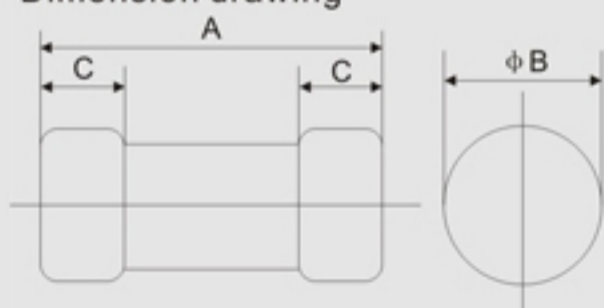
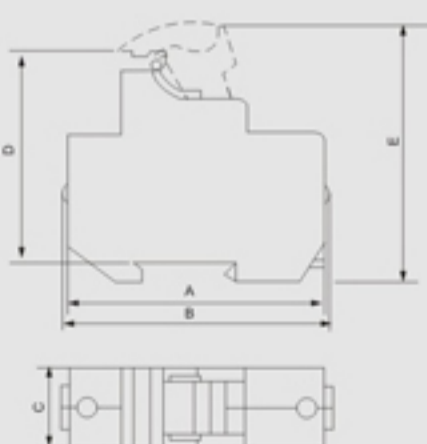
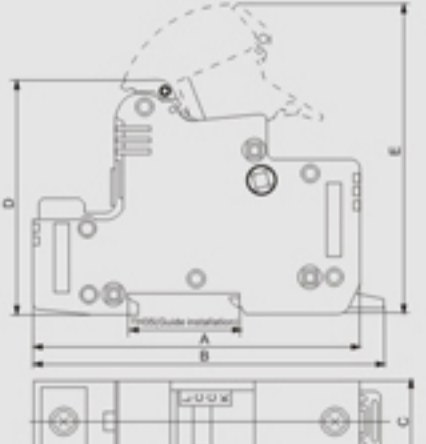


## Cylindrical Contact Cap Fuses &amp; Base

## Mounting fuse bases for cylindrical fuse links

- According to IEC 269-2.NF C 63 210-63 211-60 200,NBN
- Rated current:32A.63A.125A
- Rated voltage:AC 500V
- Utilization category AC-20B.DC-20B.

Product photo	Size	Fuse Link Size	Product photo	No.of poles	Order No	Fig	Weight		
Rated current 32A									
	ZT18-32	10×38		1	1PZT1832(X)	Fig.4.7	59		
	ZT18-32X with LED			1+N	1NZT1832(X)		118		
				2	2PZT1832(X)		118		
				3	3PZT1832(X)		177		
				3+N	3NZT1832(X)		236		
Rated current 63A									
	ZT18-63	14×51		1	1PZT1863(X)	Fig.4.8	192		
	ZT18-63X with LED			1+N	1NZT1863(X)		384		
				2	2PZT1863(X)		384		
				3	3PZT1863(X)		576		
				3+N	3NZT1863(X)		768		
Rated current 125A									
	ZT18-125	22×58		1	1PZT18125(X)	Fig.4.8	280		
	ZT18-125X with LED			1+N	1NZT18125(X)		560		
				2	2PZT18125(X)		560		
				3	3PZT18125(X)		840		
				3+N	3NZT18125(X)		1120		
Dimension drawing									
 Fig.4.1									
Size		Class rating(A)		Dimensions(mm)					
				A	φB	C			
8.5×31.5		2~16		31.5	8.5	6.3			
10×38		2~25		38	10.3	10			
14×51		10~40		51	14.3	12			
22×58		25~125		58	22.2	14			
 Fig.4.7				 Fig.4.8					
Size		Fig		Class rating(A)		Dimensions(mm)			
				A	B	C	D	E	
ZT18-32(X)		Fig.4.7		32	78	78	18	60	80
ZT18-63(X)		Fig.4.8		63	108	115	27	78	100
ZT18-125(X)		Fig.4.8		125	126	134	36	78	104