HW26 Rotary Switch

Introduction

HW26 series rotary switches are suitable for on-off of electrical circuit,change over of electrical circuit motor switch,instrument switch,and main switch.

HW26 series rotary switches comply with IEC60947-5-1.

HW26 series rotary switches have six current ratings :20A,25A,32A,63A,125A,and 160A.HW26-20 and

HW26-25 have the fingerproof terminals,which offer an extra advantage.

Working Conditions

1)Ambient temperature do not exceed 40oC,and the average temperature,measured over a period of 24 hours ,do not exceed 35oC.

2)Ambient temperature do not be less than -5oC.

3)Should not be installed above 2000m and above sea level.

4)A clean environment is required.

Diagram for the operation and position of handle

Operation	Character Code	Position of handle																							
		30o Rotation							45o Rotation							60o Rotation					90o Rotation				
Spring-return limited movement with spring-return	A				0o	30o					0o	45o													
	B				30o	0o	30o				45o	0o	45o												
	C				0o	30o					0o	45o				0o	60o			0o	90o				
	D				30o	0o	30o				45o	0o	45o			60o	0o	60o		90o	0o	90o			
	E				30o	0o	30o	60o			45o	0o	45o	90o		90o	0o	90o	180o		90o	0o	90o	180o	
	F			60o	30o	0o	30o	60o			90o	45o	0o	45o	90o	90o	30o	0o	30o	90o	150o				
	G			60o	30o	0o	30o	60o	90o		90o	45o	0o	45o	90o	150o	90o	30o	0o	30o	90o	150o			
	H		90o	60o	30o	0o	30o	60o	90o		135	90o	45o	0o	45o	90o	135								
	I		90o	60o	30o	0o	30o	60o	90o	120o	135	90o	45o	0o	45o	90o	135	180o							
	J	120o	90o	60o	30o	0o	30o	60o	90o	120o															
	K	120o	90o	60o	30o	0o	30o	60o	90o	120o	150o														
	L	150o	120o	90o	60o	30o	0o	30o	60o	90o	120o	150o													
	M	150o	120o	90o	60o	30o	0o	30o	60o	90o	120o	150o	180o												
	N										45o	45o				30o	30o								
Limited movement with spring-return	Z				30o	0o	60o				90o	0o	45o												
											135	90o	0o	45o											

Use as Motor Switches

HW 26 - ☐ ☐ ☐ ☐ ☐

- Number of layers
- Code of the product of switch
- Character code
- Code of the degree of rotation
- Rated thermal current
- Product code
- Rotary switch (Cam switch)

Re:Character code represents the rotating type,for instance,we have limited movement,spring return and limited movement with spring return.

Use as Motor Switches

HW 26 - ☐ / ☐ - ☐

- Number of layers
- Usage Code
  - 1) Q for start and run
  - 2) N for reversing
  - 3) S for 2 speed
  - 4) SN for 2 speed and reversing
- Motor Rating (3 phase AC)
- Rated thermal current
- Product code
- Rotary switch (Cam switch)

Re:switches in this category normally rotate at 60o. And the SN normally rotate at 45°

Use as Control Switches For a Main Circuit

HW 26 - ☐ / ☐

- Number poles:2poles,3poles,and 4poles
- Rated thermal current
- Product code
- Rotary switch(Cam switch)

Re:switches in this category normally rotate at 60°

Mechanical life

Mechanical life without Load:60 X 104times,operation frequency is 120times/h

Mechanical life with load:20 X 104times under AC-15,6 X 104times under DC-13,operation frequency is 300 times/h.

Technical parameters

.

Description		HW26-20			HW26-25			HW26-32			HW26-63			HW26-125			HW26-160		
Rated insulation voltage Ui	V	690			690			690			690			690			690		
Rated thermal current Ith	A	20			25			32			63			125			160		
Rated working voltage Ue	V	120	240	440	120	240	440	120	240	440	240	440	240	440	240	440	240	440	
Rated working voltage Ie																			
AC-21A AC-22A	A		20	20		25	25		32	32	63	63	100	100	100	150	150		
AC-23A	A		15	15		22	22		30	30	57	57	90	90	135	135			
AC-2	A		15	15		22	22		30	30	57	57	90	90	135	135			
AC-3	A		11	11		15	15		22	22	36	36	75	75	95	95			
AC-4	A		3.5	3.5		6.5	6.5		11	11	15	15	30	30	55	55			
AC-15	A		5	4		8	5		14	6									
DC-13	A		1			1.5			11										
Power P		5			9			25											
AC-23A	KW	3.7/2.5	7.5/3.7		5.5/3	11/5.5		7.5/4	15/7.5		15/10	30/18.5		30/15	45/22		37/22	75/37	
AC-2	KW	4	7.5		5.5	11		7.5	15		18.5	30		30	45		37	55	
AC-3	KW	3/2.2	5.5/3		4/3	7.5/3.7		5.5/4	11/5.5		11/6	18.5/11		15/7.5	30/13		22/11	37/18.5	
AC-4	KW	0.55/0.75	1.5/1.5		1.5/1.1	3/2.2		2.7/1.5	5.5/3		5.5/2.4	7.5/4		6/3	12/6.5		10/4	15/7.5	

Escutcheon plate

M1

M2

M3

Type of Handle



Re: ●Standard, ●Optional

Product	Escutcheon plate			Type of handle									Rotating angle					Maximum Number	
	M1	M2	M3	R	F	I	B	S	L	P	K	30	45	60	90	120		12	8
HW26-20	●			●	●	●	●	●	●	●	●	●	●	●	●	●		●	
HW26-25	●			●	●	●	●	●	●	●	●	●	●	●	●	●		●	
HW26-32		●		●	●	●	●	●	●	●	●	●	●	●	●	●			
HW26-63		●		●	●	●	●	●	●	●	●	●	●	●	●	●			●
HW26-125			●	●							●	●	●	●	●	●			●
HW26-160			●	●							●	●	●	●	●	●			●

Function	Usage code or character code	Marks of plate	Contact diagrams
Start and run of motor	Q		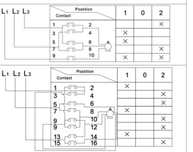
Start and run and reversing of motor	N		
Two speed Motor start and run of motor	S		
Two speed start and run and reversing of moto	SN		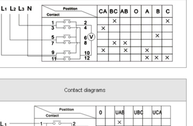
7 position with o position	HS881/3		
3 Phase Voltmeter with 0 position	YH5/3		

Function	Usage code or character code	Marks of plate	Contact diagrams
Three phase Voltmeter with 0 position	YH3/3		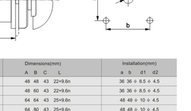
Three phase Ammeter with 0 position	LH3/3		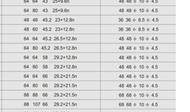

Dimensions and installation

Square escutcheon plate and square escutcheon plate with rectangle plate added

Re:n for number of layers .

Description	Escutcheon plate	Dimensions(mm)				Installation(mm)		
		A	B	C	L	a	b	d1 d2
HW26-20	M1 square	48	48	43	22+6.6n	36	36 + 8.5 × 4.5	
	M1 square with rectangle plate added	48	80	43	22+6.6n	36	36 + 8.5 × 4.5	
	M2 square	64	64	43	25+6.6n	48	48 + 10 × 4.5	
	M2 square with rectangle plate added	64	80	43	25+6.6n	48	48 + 10 × 4.5	
HW26-25	M1 square	48	48	45.2	23+12.8n	36	36 + 8.5 × 4.5	
	M1 square with rectangle plate added	48	80	45.2	23+12.8n	36	36 + 8.5 × 4.5	
	M2 square	64	64	45.2	26.5+12.8n	48	48 + 10 × 4.5	
	M2 square with rectangle plate added	64	80	45.2	26.5+12.8n	48	48 + 10 × 4.5	
HW26-32	M2 square	64	64	56	29.2+12.8n	48	48 + 10 × 4.5	
	M2 square with rectangle plate added	64	80	56	29.2+12.8n	48	48 + 10 × 4.5	
HW26-63	M2 square	64	64	66	29.2+21.5n	48	48 + 10 × 4.5	
	M2 square with rectangle plate added	64	80	66	29.2+21.5n	48	48 + 10 × 4.5	
HW26-125	M3 square	88	88	86	29.2+21.5n	68	68 + 10 × 6	
	M3 square with rectangle plate added	88	107	86	29.2+21.5n	68	68 + 10 × 6	
HW26-160	M3 square	88	88	84	35+26.5n	68	68 + 13 × 6	
	M3 square with rectangle plate added	88	107	84	35+26.5n	68	68 + 13 × 6	