
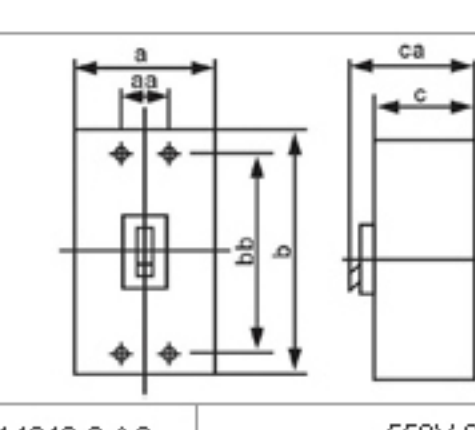

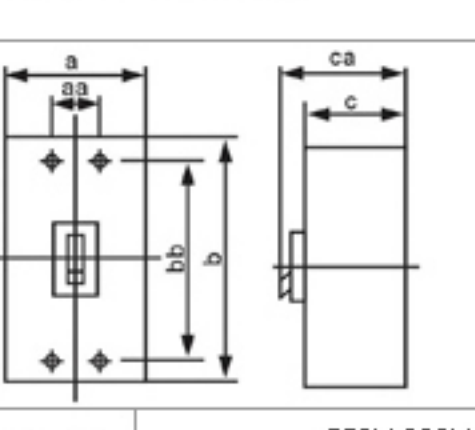

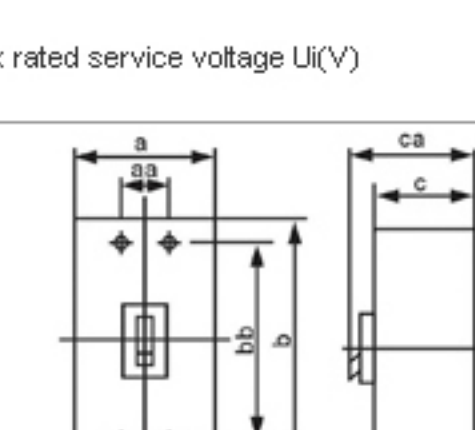


Frame rated current Inm(A)		30	50	125		
Type		NF30-CWV	NF63-CWV	NF125-CWV		
Photo						
Rated current In (A) 40°C reference ambient temperature		6,10,16,20, 25,32	6,10,16,20, 25,32,40,50, 63	60,75,100, 125		
Number of poles		3	3	3		
Max rated service voltage Ui(V)		AC	690	690		
		DC	250	250		
Dimensions and mounting details			a	67.5	75	90
			b	96	130	130
			c	49	68	61
			ca	67	88	88
			bb	84	110	110
			aa	23.5	25	30
			GB14048-2 AC (No symmetry value/symmetry value)		550V 600V	0.5
440V 480V	1	2.5/1			15	
380V	1.5	5/2			25	
220V 240V	1.5	7.5/4			30	
IEC60/947-2		500V	0.5	2.5/1	10	
		440V	0.75	2.5/1	10	
		415V	1	2.5/1	15	
		380V	1.5	5/2	25	
		240V	1.5	7.5/4	30	
		DC	250V	0.5	7	7.5
	125V	1	5	10		
Connection way		Press terminal				
Shopping fitting	Alarming switch (AL)		-	○	○	
	Auxiliary switch (AUX)		-	○	○	
	Voltage release mounting (SHT)		-	○	○	
	Low Voltage release mounting (LVT)		-	○	○	
	Accessory lead wire terminal platform (LT)		-	○	○	
	Outer operate handle		-	○	○	
	Terminal isolation cover		○	-	○	
Automatic tripping device		Complete electromagnetism type				
Trip button		-	Have			

Frame rated current Inm(A)		250	400	600		
Type		NF250-CWV	NF400-CWV	NF630-CWV		
Photo						
Rated current In (A) 40°C reference ambient temperature		125,150,175, 200,225,250	250,300, 350,400	500,600,630		
Number of poles		3	3	3		
Max rated service voltage Ui(V)		AC	690	690		
		DC	250	250		
Dimensions and mounting details			a	105	140	210
			b	140	257	275
			c	61	97	97
			ca	92	135	155
			bb	126	194	243
			aa	35	44	70
			GB14048-2 AC (No symmetry value/symmetry value)		550V 600V	10
440V 480V	15	15			18	
380V	18	18			30	
220V 240V	30	30			50	
IEC60/947-2		500V	-	10	15	
		440V	-	10	15	
		415V	1.5/1.5	15	18	
		380V	1.5/1.5	18	30	
		240V	2.5/2	30	50	
		DC	250V	-	15	20
	125V	-	20	30		
Connection way		Press terminal				
Shopping fitting	Alarming switch (AL)		-	○	○	
	Auxiliary switch (AUX)		-	○	○	
	Voltage release mounting (SHT)		-	○	○	
	Low Voltage release mounting (LVT)		-	○	○	
	Accessory lead wire terminal platform (LT)		-	○	○	
	Outer operate handle		-	○	○	
	Terminal isolation cover		○	-	○	
Automatic tripping device		Complete electromagnetism type				
Trip button		-	Have			

Frame rated current Inm(A)		30	50	125		
Type		NF30-SWV	NF63-SWV	NF125-SWV		
Photo						
Rated current In (A) 40°C reference ambient temperature		16,10,16, 20,25,32	6,10,16, 20,25,30, 40,50,63	60,75,100, 125		
Number of poles		3	3	3		
Max rated service voltage Ui(V)		AC	690	690		
		DC	250	250		
Dimensions and mounting details			a	75	75	90
			b	130	130	130
			c	68	68	61
			ca	90	90	88
			bb	110	110	110
			aa	25	25	30
			GB14048-2 AC (No symmetry value/symmetry value)		550V 600V	7.5/4
440V 480V	10/5	7.5/4			30/15	
380V	10/5	10/5			50/25	
220V 240V	25/13	10/5			50/25	
IEC60/947-2		500V	7.5/4	25/13	100/50	
		440V	10/5	7.5/4	30/15	
		415V	10/5	10/5	50/25	
		380V	10/5	10/5	50/25	
		240V	25/13	25/13	100/50	
		DC	250V	7.5/4	7.5/4	40/20
	125V	-	-	-		
Connection way		Press terminal				
Shopping fitting	Alarming switch (AL)		-	○	○	
	Auxiliary switch (AUX)		-	○	○	
	Voltage release mounting (SHT)		-	○	○	
	Low Voltage release mounting (LVT)		-	○	○	
	Accessory lead wire terminal platform (LT)	-	○	○		
	Outer operate handle		-	○	○	
	Terminal isolation cover		○	-	○	
Automatic tripping device		Complete electromagnetism type				
Trip button		-	Have			

Frame rated current Inm(A)		250	400	600		
Type		NF250-SWV	NF400-SWV	NF630-SWV		
Photo						
Rated current In (A) 40°C reference ambient temperature		125,150, 175,200, 225,250	250,300, 350,400	500,600,630		
Number of poles		3	3	3		
Max rated service voltage Ui(V)		AC	690	690		
		DC	250	250		
Dimensions and mounting details			a	105	140	210
			b	165	257	257
			c	68	97	103
			ca	90	155	155
			bb	126	194	-
			aa	35	44	70
			GB14048-2 AC (No symmetry value/symmetry value)		550V 600V	5/3
440V 480V	30/8	15			15	
380V	50/13	25			25	
220V 240V	50/13	50			50	
IEC60/947-2		500V	100/25	5	5	
		440V	30/8	20	20	
		415V	50/13	25	20	
		380V	50/13	25	25	
		240V	50/25	50	50	
		DC	250V	40/20	40/20	40/20
	125V	-	-	-		
Connection way		Press terminal				
Shopping fitting	Alarming switch (AL)		-	○	○	
	Auxiliary switch (AUX)		-	○	○	
	Voltage release mounting (SHT)		-	○	○	
	Low Voltage release mounting (LVT)		-	○	○	
	Accessory lead wire terminal platform (LT)		-	○	○	
	Outer operate handle		-	○	○	
	Terminal isolation cover		○	-	○	
Automatic tripping device		Complete electromagnetism type				
Trip button		-	Have			